

AI TONG SCHOOL

**Primary 4
Science Practical Assessment 2024**

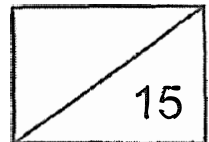
Name: _____ () **Date:** _____

Class: _____

Duration: 40 minutes

Seat No: _____

Parent's Signature : _____



Read the instructions and questions for all three activities before writing your answers in the spaces provided.

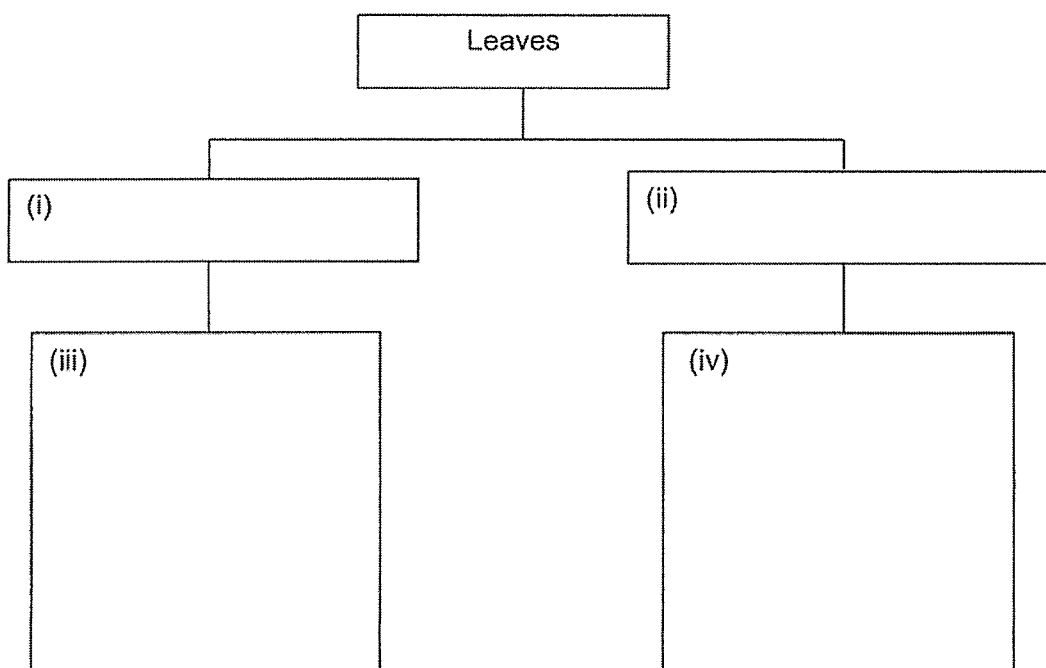
ACTIVITY 1 (8 marks)

Materials given:

- 4 pictures of leaves A, B C and D
- 1 magnifying glass

Instructions:

1. Observe the pictures of the leaves carefully.
2. Based on your observations, classify the leaves according to the type of leaf edges.
Fill in the sub-headings in (i) and (ii). [1]
3. Classify leaves A, B, C and D. [2]




4. How are the veins in leaf B arranged? [1]

5. In the box below, draw leaf A and label the parts of the leaf with the following:

leaf blade	leaf stalk	main vein
------------	------------	-----------

[3]



6. State one function of leaves.

[1]

ACTIVITY 2 (7 marks)

Materials given:

- Digital balance
- A plastic stick, object X, a styrofoam ball
- A measuring cylinder
- A bottle of tap water

Instructions:

1. Use a digital balance to measure the mass of the plastic stick.
2. Record the mass of the plastic stick in the table of results on page 4.
3. a) Pour **50 ml of water** into the measuring cylinder.
b) Using the string, lower object X gently into the measuring cylinder.
c) Measure the volume of the water with object X in it.
(Remember to include the correct unit in your answer.)

Volume of water with object X is _____.

[1]

- d) Find the volume of object X and record it in the table of results on page 4.

Show your working clearly in the space below and record it in the table of results. (Remember to include the correct unit in your answer.)

Finding volume of the object X.

Working:

[1]

Table of results

(Remember to indicate the appropriate units for mass and volume)

Object	Mass	Volume
Plastic stick	_____ [1]	9 cm ³
Object X	20 g	_____ [1]

4. Based on your results, can you conclude that object X is matter? Explain your answer. [1]

5. Looking at the table of results above, is it true that objects with less mass have less volume? Explain your answer. [1]

6. Place the styrofoam ball into the measuring cylinder and observe. State a property of the styrofoam ball that does not allow its volume to be measured in the same way as you did for object X. [1]

End of Paper

Answer

Name: _____ ()

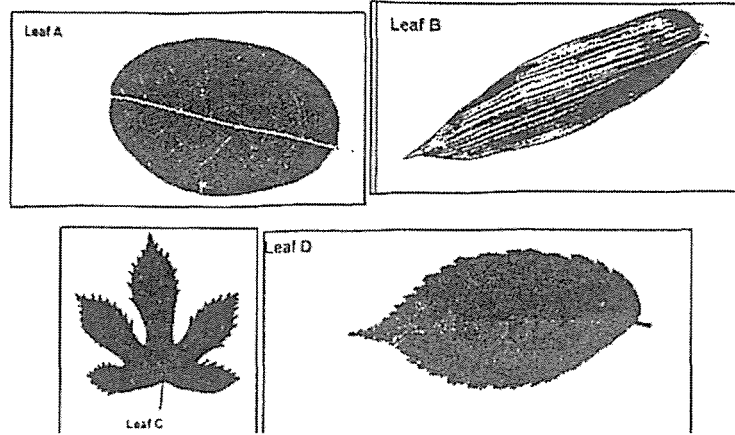
Date: _____

Class: P4 _____

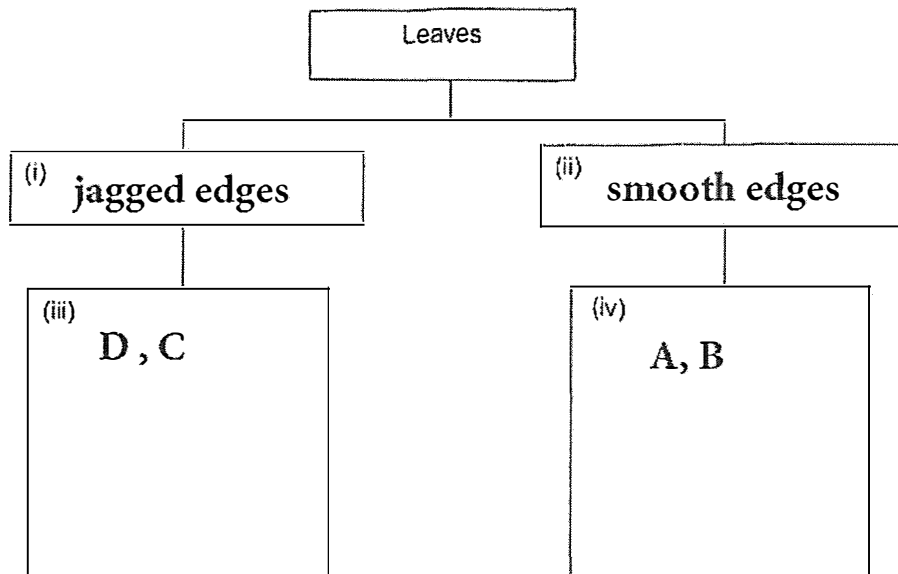
AI TONG SCHOOL
Primary 4

Science Practical Assessment 2024 – Correction Template

Activity 1



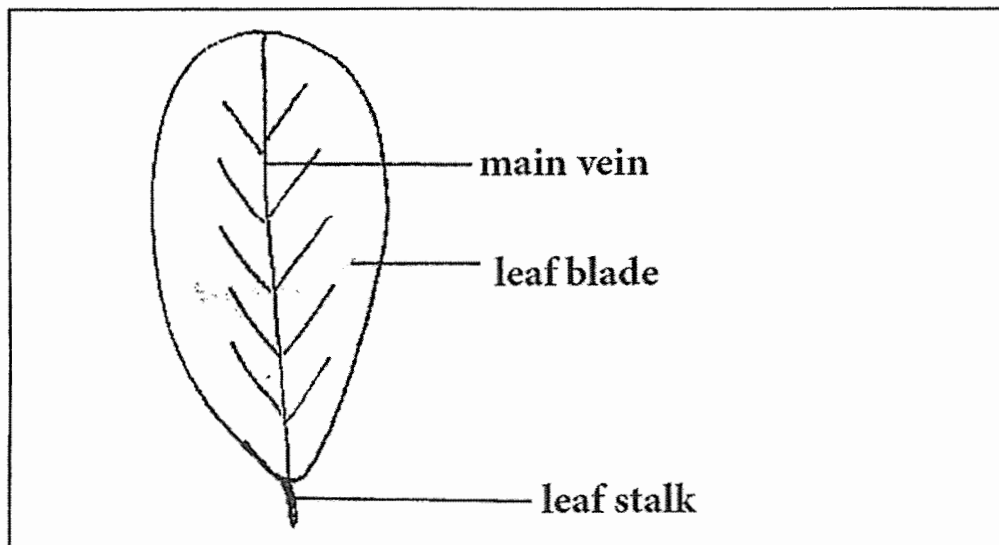
3) Classify leaves A, B, C and D according to the type of leaf edges.



4) How are the veins in leaf B arranged?

The veins in leaf B are arranged in parallel.

5) In the box below, draw leaf A and label the parts of the leaf with the following:



6) State the function of a leaf

The leaf makes food _____ for the plant.

Activity 2

3c) Volume of object X is 53 cm³.

3d) Working:

$$53 - 50 = 3$$

Table of results

Object	Mass	Volume
Plastic stick	<u>4g/5g/6g</u>	9 cm ³
Object X	20 g	<u>2cm³ / 3cm³ / 4cm³</u>

4) Yes. Object X has mass and volume.

5) No. The plastic stick has less mass than object X, but it has more volume than object X.

6) The Styrofoam ball can float in water.

