

**Henry Park Primary School
Primary Five Science
Weighted Assessment 1 2023**

Name: _____ ()

Marks: _____ / 15

Class: Primary 5 _____

Parent's Signature: _____

Date: 12 April 2023

Duration: 45 minutes

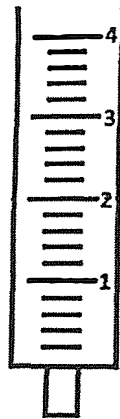
This weighted assessment consists of two sections, A and B.

Section A – Question 1: Performance Task [6 marks]

Follow the instructions carefully to complete the task. Write your answers in the space provided.

You are given a syringe with a metal ball in it. Read the volume measured on the syringe.

- (a) The diagram below shows part of a syringe.
In the diagram below, draw a line to mark the volume measured on the syringe. [1]



- (b) Is the actual volume of the metal ball greater than, equal to or smaller than the volume measured on the syringe in (a)? Explain your answer. [2]

Question 1 continued

(c) Push the plunger.


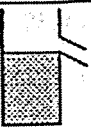

Are you able to push the plunger in further?

[1]

Based on your observation, state one property of solid.

(d) Describe how you will accurately measure the volume of ^a ~~the~~ marble using two of the apparatus shown below.

[2]

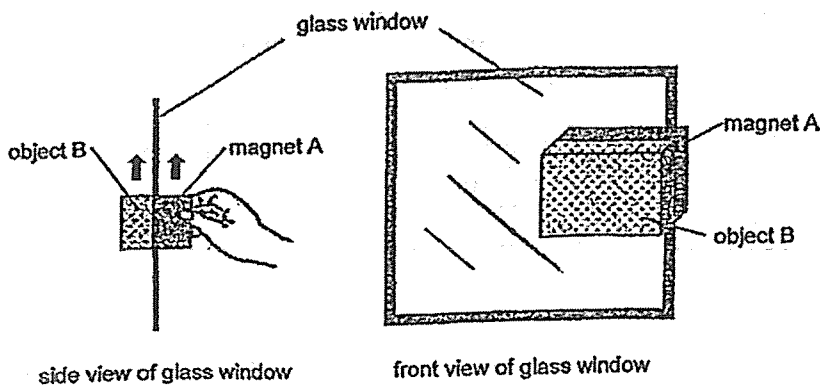
		
beam balance	displacement can	measuring cylinder

Section B – Short and Open-Ended [9 marks]

Question 2

Mrs Tan used a wiper that is made up of magnet A and object B to clean both sides of a glass window.

She put magnet A on one side of the glass window and object B on the other side as shown in the diagram below.



As Mrs Tan moved magnet A, object B also moved in the same direction as shown above.

For each statement in the table below, put a tick (✓) in the correct column.

[2]

(a)

Statement	True	False	Not possible to tell
Object B is made of magnetic material.			
Object B is a magnet.			

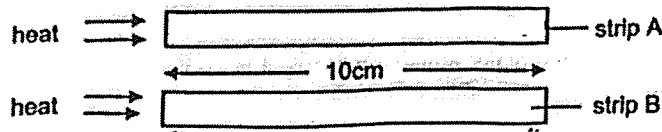
(b) Fill in the blank below with a suitable word to explain why object B moved in the same direction when magnet A was moved.

[1]

Magnet A _____ object B.

Question 3

Mohan set up an experiment using two strips, A and B, made of different materials as shown below. The two strips are of the same length and thickness.

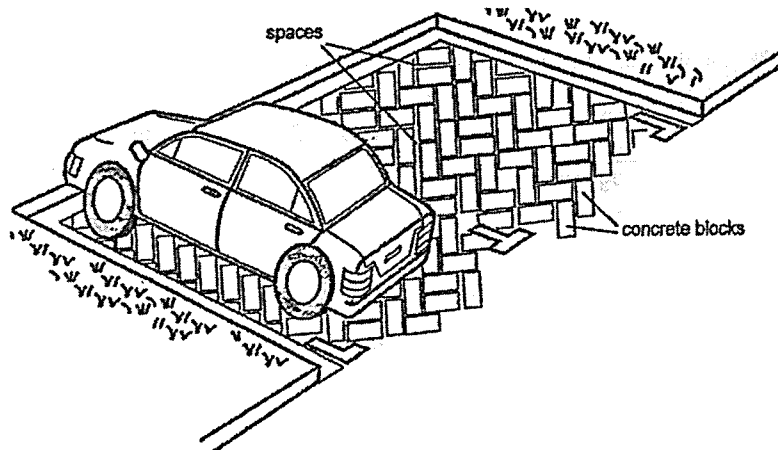


The two strips were heated at one end for ten minutes. The results were recorded in the table below.

Strip	Length of strips (cm)	
	Before heating	After heating
A	10	13
B	10	11

(a) What was Mohan trying to find out from the experiment? [1]

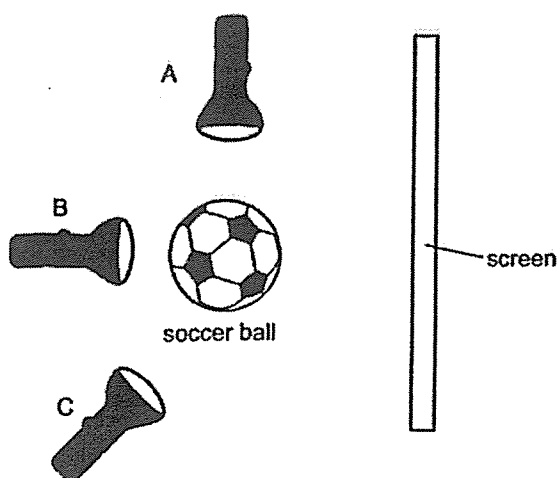
(b) Carpark lots are often covered with concrete blocks with spaces as shown below.



Based on Mohan's results, which material, A or B, is most suitable for making the tiles? Explain your answer. [2]


Question 4

Three similar torches, A, B and C, were placed at 3 different positions as shown in the diagram below. The distance between the soccer ball and each torch was the same.



- (a) Draw the shadow of the soccer ball formed on the screen when only torch B is switched on. [1]

(Note: The shadow must be drawn as it appears on the screen.)

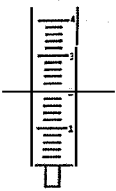



- (b) Suggest one way to increase the size of the shadow formed in (a) without moving the torch. [1]

- (c) Which torch will produce the biggest shadow of the ball on the screen? [1]

End of Weighted Assessment 1

SCHOOL : HENRY PARK PRIMARY SCHOOL
 LEVEL : PRIMARY 5
 SUBJECT : SCIENCE
 TERM : WA1 (2023)

Q1)	<p>a)</p>  <p>b)Smaller. Air has also taken up some space in the syringe. c)No. A solid cannot be compressed. d)1)Fill the displacement can to the spout withes water 2)Place the measuring cylinder at the mouth of the spout 3)Put the marble into the displacement can 4)Measure the volume of water collected in the measuring cylinder.</p>
Q2)	<p>a) True</p> <p style="text-align: center;">Not possible to tell</p> <p>b) attracted</p>
Q3)	<p>a) Mohan was trying to find out which strip A or B could expand more.</p> <p>b) B. It expands less than A after gaining heat. This decreases the chances of the blocks cracking on hot days.</p>
Q4)	<p>a)</p>  <p>b)Move the screen further away from the ball. c)B</p>

